

Stork – Limosa

- Screenflow
- Actual URLs might differ

**“Working
in Belgium.
Keep it
simple.
Secure.”**



limosa



Mandatory declaration foreign employees and self-employed



Registration procedure



Log in | **Create an account**

Create an account

Working in Belgium: Limosa

Working in Belgium: Limosa

Are you a foreign company, organisation or self-employed person and do you wish to employ someone in Belgium? Or do you wish to establish yourself in Belgium in order to pursue a temporary or partial activity as a self-employed person? Then you must first meet a number of basic conditions.

On this site, we are building a unique portal, which will considerably simplify your administrative obligations.

How to proceed

1 Create an account

In order to submit Limosa declarations, you must have a user ID and a password, so you need to [create an account](#) first.

For some European countries you can use your nationally issued electronic credential (e.g. national eID-card). This is made possible by the STORK (Secure idenTity acrOss boRders linKed) initiative.
[More information about STORK](#)

2 Report your activities using the 'mandatory LIMOSA declaration' application

If you are a non-Belgian employer or self-employed person and you carry out temporary or partial assignments in Belgium, you must declare these activities in advance. [The Administrative Instructions provide you with a detailed overview of all activities you have to declare](#).

[The mandatory Limosa declaration](#) is your key to proper temporary or partial employment in Belgium.

3 Are there other obligations that you must satisfy?

In addition to the mandatory declaration, there **may** be other obligations that you


Secured Access

■ [Create an account](#)

Online Service

■ [Mandatory declaration](#)

Belgian Limosa users

 [Portal site for Social Security](#)



[Log in](#) | [Create an account](#)

[Working in Belgium: Limosa](#) > [Create an account : more info](#)

Create an account

Secure access to Limosa

In order to make declarations on this website you must first create an account in your own name.

The advantages for you

- ◆ Your credentials ensure that your declarations remain **secure**. The Belgian authorities guarantee this.
- ◆ You can **reuse** previously entered data. In this way you don't have to reenter previously entered data and your subsequent declarations will be made even faster and easier.

Two ways to create your account

◆ Request a user name and password

You have to enter a few personal details in an [online form](#). You can choose your user name and password yourself. However, both will have to comply with certain requirements.

You will receive confirmation of your application by e-mail. This e-mail will include an activation link. You need to click on this link to activate your access within 72 hours after reception of the e-mail. If you fail to activate your access within 72 hours, [contact the Contact Center](#). Once activated, your access allows you to make declarations on the Limosa website.

The requested data are the following:

Your [Identification Number for Social Security \(INSS\) in Belgium](#) or your

- ◆ family name and first name
- ◆ date of birth
- ◆ gender
- ◆ address details
- ◆ e-mail address
- ◆ identification number of the country of origin (national number, passport, social security or pension number)




Apply for access (New window)

Privacy declaration

You are starting the procedure to create an account on the Limosa portal. This procedure can be performed by using your national electronic credentials.

During this procedure you will be asked to submit personal information online to the Belgian government. The submitted information will be used **only and exclusively** to identify you as the person making the declaration.

With your account, you can't only make new declarations but also reuse data you have entered previously.


The Belgian Government guarantees the confidentiality of all data that you submit. Other people cannot consult it. All details are described in [the privacy declaration](#) .



 OK

① Identify yourself

[+ More information](#)

I possess a Belgian social security number yes no 


Fields marked with an asterisk (*) are mandatory.

If you are officially registered in a country from the following list, you can use your national credentials to create your account

Portugal 

Create my account using my national credentials yes no

If your country provides personal information and you accept to transfer this information in the enrolment process, this information will be prefilled. Missing mandatory information will have to be filled in by you.

Continue 

Login & attribute transfer

- Mandatory: eldentifier
- Optional
 - First Name
 - Last Name
 - Date of birth
 - Sex
 - Nationality

Fields marked with an asterisk (*) are mandatory.

In the form below, some data were provided by Portugal, which issued your eID:

Identity

Last name 001 Active
First name Stork Test
Middle name(s)
Gender * Male Female
Date of birth (dd/mm/yyyy) 20/7/1969
Nationality * Portugal

Fill in mandatory data

Address

Street * Fonsnylaan
Number Box
Postal Code * 1060
Town / City * Brussels
Country * Portugal

Identification with government institutions

Type of number * National number
Identification number * 123456789 in Portugal

Please indicate whom you represent.

I represent a non Belgian company
 I represent a Belgian company
CBE number* or NOSS identification number:
Phone number*
 I don't represent a company

Restart

Continue




② Create a new account[+ More information](#)

Please complete the following fields:

Fields marked with an asterisk (*) are mandatory.

Account details

⚠ You may also, as an alternative way to log in, use a username and password to sign in on the Limosa portal.

Username* 

Password* 

Please confirm your password*

E-mail address* 

Fill in all fields

⚠ For security reasons, please enter both a security question and the answer to this question. You will be asked for the answer to this question if you forget your username or your password.

Your security question* 

Your answer*

[< Previous step](#)

[Continue](#) 

Please verify the information you entered. Correct the data if necessary. Click on "Confirm" to create your account.

In the form below, some data were provided by Portugal, which issued your eID.

Identity

Last name Active
First name Stork Test
Middle name(s)
Gender Male
Date of birth (dd/mm/yyyy) 20/7/1969
Nationality Portugal



Address

Street Fonsnylaan
Number Box
Postal Code 1060-100
Town / City Lisboa
Country Portugal



Identification with government institutions

National number 123456789 **Country** Portugal



Type of user

Type of user Belgian user self-employed



Additional account information

Your username ptsoftcert
Your e-mail address bob.lannoy@smals-mvm.be



Confirm



Confirmation mail was sent



 Un e-mail contenant un lien d'activation sera envoyé à christophe.ost@smals.be. Veuillez suivre les instructions contenues dans ce message pour activer votre compte.

Continuer

**In received email,
click on link to activate account**

Dear Igor Žaikovski,

Thank you for creating an account linked to your national credentials.

Please click on the link below to activate your account:

https://honir.smals-mvm.be/web5/um-light/activation.htm?uid=Dmana003&activationCode=mTRjKLT4WDvvsJ8Qh0ayHB7%2FYe9RpSHROgdV2nEp1g0%3D&language=fr&login.type=limosa_int

You may also copy the above URL and paste it in the address bar of your web browser in order to activate your account.

Your username is **Dmana003**. (to be used only if the identification with your national credentials fails)

When you created a Limosa account, you were able to use your own national electronic ID card.

In an attempt to improve this new trans-european identification system, we would be grateful if you could, as early users, give us your opinion.


A short survey is available in various languages, among which [Dutch](#), [French](#) and [English](#). Other languages are available [here](#).

Kind regards,

The Limosa team

Close



 Your account has been activated. A confirmation e-mail has been sent to bob.lannoy@smals-mvm.be.

Continue

Final confirmation mail

Dear Igor Žaikovski,

Your account has been activated.

Please click on the following link to sign in using your national credentials:

[Link points to login form](#)

https://honir.smals-mvm.be/web5/um-light/UMLightLogin.htm?language=fr&login.type=limosa_int

You may also copy the above URL and paste it in the address bar of your web browser in order to open the sign in page.

Your username is **Dmana003**. (to be used only if the identification with your national credentials fails)

Kind Regards,

Standard login-procedure

Login

There are two ways to log into the "Working in Belgium" portal site :

1. **With your username and password provided by the Working in Belgium portal.**

Username:
[Forgot your username ?](#)

Password:
[Forgot your password ?](#)

Log in

2. **Using your national electronic identity card (eId) (only for some European countries)** [More information](#)

If you have created an account with your national electronic identity card (eId), you may use it to log in.

Select your country: * **Log in**

If you have a username and a password, you may link it to your national electronic identity card.

Link your account and your national electronic identity card

[Not yet registered ?](#)

Your name should be here

Stork Test Active

Help? | Close Mandatory declaration

Mandatory declaration

New declaration for persons

Preceding declaration persons



Make a declaration for persons (employees, self-employed persons or trainees) before they come to work in Belgium.

➔ [Preceding declaration foreign persons](#)

Missing declaration certificate



Click this link if you, as a Belgian client, come into contact with foreign persons who fail to present a declaration certificate. This declaration assures that you, as a Belgian client, have fulfilled your obligations.

➔ [Declaration missing declaration certificate](#)

Login-procedure through homepage



[Log in](#) | [Create an account](#)

Working in Belgium: Limosa

Working in Belgium: Limosa

Are you a foreign company, organisation or self-employed person and do you wish to employ someone in Belgium? Or do you wish to establish yourself in Belgium in order to pursue a temporary or partial activity as a self-employed person? Then you must first meet a number of basic conditions.

On this site, we are building a unique portal, which will considerably simplify your administrative obligations.

How to proceed

1 Create an account

In order to submit Limosa declarations, you must have a user ID and a password, so you need to [create an account](#) first.

For some European countries you can use your nationally issued electronic credential (e.g. national eID-card). This is made possible by the STORK (Secure idenTity acrOss boRders linKed) initiative.
[More information about STORK](#)

2 Report your activities using the 'mandatory LIMOSA declaration' application

If you are a non-Belgian employer or self-employed person and you carry out temporary or partial assignments in Belgium, you must declare these activities in advance. [The Administrative Instructions provide you with a detailed overview of all activities you have to declare](#).

[The mandatory Limosa declaration](#) is your key to proper temporary or partial employment in Belgium.

3 Are there other obligations that you must satisfy?

- Secured Access**
 - [Create an account](#)
- Online Service**
 - [Mandatory declaration](#)
- Belgian Limosa users**
 -  [Portal site for Social Security](#)

Login

There are two ways to log into the "Working in Belgium" portal site :

1. **With your username and password provided by the Working in Belgium portal.**

Username:
[Forgot your username ?](#)

Password:
[Forgot your password ?](#)

Log in

2. **Using your national electronic identity card (eId) (only for some European countries) [More information](#)**

If you have created an account with your national electronic identity card (eId), you may use it to log in.

Select your country: * **Log in**

If you have a username and a password, you may link it to your national electronic identity card.

Link your account and your national electronic identity card

[Not yet registered ?](#)

Account management

[+ More information](#)

 Welcome Stork Test Active.

You are logged in as Belgian user self-employed on the portal for foreign companies - Limosa. On this web site you can look up information and make use of the applications available, a number of which have been secured. In your interest we request you to deal discreetly with your password and to change it on a regular basis.

- ◆ [Change your password](#)
- ◆ [Change your e-mail address](#)
- ◆ [Your account details](#)
- ◆ [Submitting a declaration](#) 
- ◆ [Manage declarations](#)

Mandatory declaration

New declaration for persons

Preceding declaration persons



Make a declaration for persons (employees, self-employed persons or trainees) before they come to work in Belgium.

⇒ [Preceding declaration foreign persons](#)

Missing declaration certificate



Click this link if you, as a Belgian client, come into contact with foreign persons who fail to present a declaration certificate. This declaration assures that you, as a Belgian client, have fulfilled your obligations.

⇒ [Declaration missing declaration certificate](#)